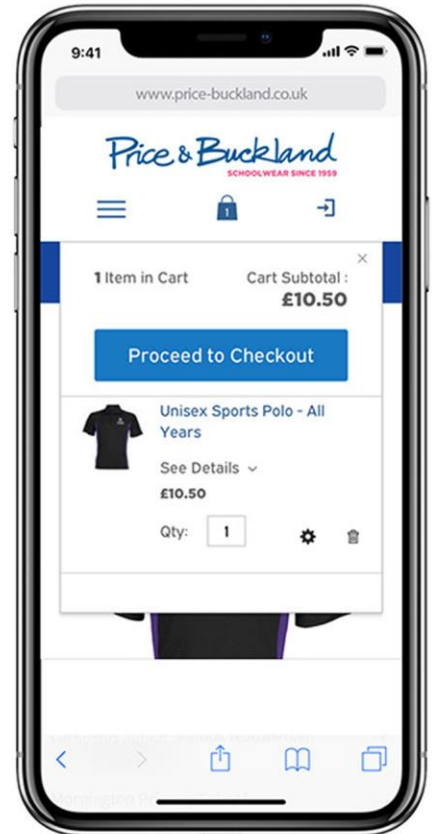
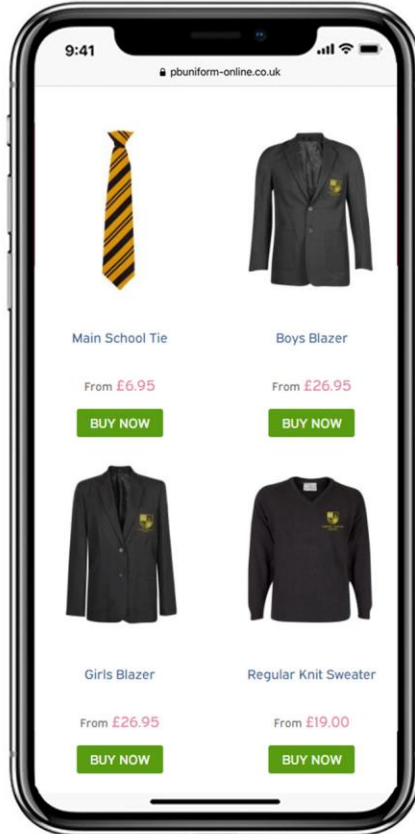



Price & Buckland

SCHOOLWEAR SINCE 1959



Beal Sixth Form Uniform Information

Scan Me!



www.price-buckland.co.uk

Beal Sixth Form

Uniform Information

Price & Buckland

SCHOOLWEAR SINCE 1959

Dear Families,

We are delighted to have been chosen by Beal High School to supply your uniform. Our online service is secure, and orders can be placed quickly and safely, direct with us at Price & Buckland.

School Uniform Information

The information below shows all the garments you require along with prices, colours, and sizes available. We have included a variety of plain items which can also be purchased from us.

Ordering Process

The online ordering service allows you to view and order uniform 24 hours a day, 7 days a week. Orders are usually dispatched to a personal address within 5 working days although times will be extended during our busier months (June- September).

Delivery

All orders over £70.00 in value are delivered to home/work **Free of charge**.

Delivery to work/home on orders under £70.00 is £4.50.

To ensure delivery for the start of term we strongly advise that you place your orders by the 1st August 2024.

FREE Returns

Please include your delivery note in the parcel you are returning to us.

To create a return please follow these steps below. Please note this is not for faulty or personalised items. For help with faulty items please contact Customer Services on 0115 964 0827 or email webenquiry@price-buckland.co.uk.

1. Log into your account.
2. Select My Returns.
3. Select the order in the dropdown box below and click Return.
4. Tick the product that you wish to return or the item you should have received, select the quantity from the drop down, and then select a reason and item condition.
5. Select a Return Resolution. Unless we have sent you an incorrect item that was not one you ordered, please select refund.
6. If you wish to provide more information please add a message at the bottom of the request, and if necessary, attach photos.
7. Click **submit request**.
8. Follow the Royal Mail instruction.

We hope you find the service both easy and convenient to use.

Many thanks,

The Price & Buckland Team

To view your online shop visit:
www.pbuniform-online.co.uk/Bealhigh

*Errors and Omissions Excepted



Register now to receive updates regarding availability of stock and delivery information



How to order

Go to your school's online shop by visiting the school finder located on the Price and Buckland website or by scanning the QR code on the front page.

Browse the range and add items to your basket. Go to the checkout and enter your details. Await your order.



How to pay

We accept the following payment methods:



Your card will be charged at the time of your order.



How to contact us

Email Us



Email webenquiry@price-buckland.co.uk
Stating your order number followed by your query.

Phone Us



Call 0115 964 0827
To speak to one of our customer service team

Online Contact Form



Complete our online contact form on
www.price-buckland.co.uk



Delivery & Returns

Standard Delivery

Our standard delivery service will be despatched within 5 working days. Delivery times may be extended during our busy summer period (June-September).

FREE Returns

Please include your delivery note in the parcel you are returning to us.

To create a return please follow these steps below. Please note this is not for faulty or personalised items. For help with faulty items please contact Customer Services on 0115 964 0827 or email webenquiry@price-buckland.co.uk.

1. Log into your account
2. Select My Returns
3. Select the order in the dropdown box below and click Return
4. Tick the product that you wish to return or the item you should have received, select the quantity from the drop down, and then select a reason and item condition
5. Select a Return Resolution. Unless we have sent you an incorrect item that was not one you ordered, please select refund
6. If you wish to provide more information please add a message at the bottom of the request, and if necessary, attach photos
7. Click submit request
8. Follow the Royal Mail instructions

Price & Buckland
SCHOOLWEAR SINCE 1959

Beal Sixth Form Uniform Information

Price & Buckland
SCHOOLWEAR SINCE 1959

Beal High School			
Sixth Form Uniform			
Product	Description	Size	Price
9200A15269	6th Form Girls Jacket Sixth Form Badge	30", 32", 34", 36"	£31.00
		38", 40", 42", 44", 46", 48"	£37.20
9600A15269	6th Form Boys Jacket Sixth Form Badge	30", 32", 34", 36"	£31.00
		38", 40", 42", 44", 46", 48"	£37.20
9710A15269	6th Form Jilbab Sixth Form Badge	30", 32", 34"	£18.25
		36", 38", 40", 42", 44", 46", 48"	£21.90
9857A15269	6th Form Ankle Length Skirt Sixth Form Badge	24", 26"	£17.50
		28", 30", 32", 34", 36", 38", 40", 42", 44", 46", 48"	£21.00
30207DE13312	6th Form Hijab Sixth Form Badge	One size	£10.75
2011A15269	6th Form Polo Shirt Sixth Form Badge	30", 32", 34", 36"S	£11.75
		38/40"M, 42/44"L, 46"/48"XL	£14.10
TBC	6th Form Tie Sixth Form Badge	Full Length	£8.95

Free Delivery on Orders Over £70.00

&

Free Returns

To ensure delivery for the start of term we strongly advise that you place your orders by the
1st August 2024.


To view your online shop visit:
www.pbuniform-online.co.uk/Bealhigh

*Errors and Omissions Excepted

HOW TO MEASURE YOUR CHILD

Price & Buckland Schoolwear has been created with the growing child in mind and for a comfortable fit. It is generous in size and durable.

We always recommend checking your child's measurements before buying by using our top tips to ensure the best fit.



1 HEIGHT

Without shoes, with the back against the wall place feet together flat on the floor. Measure from the top of the head to the ground.

2 NECK

Measure around the base of the neck where the shirt collar would normally sit. Leave a little room for comfort.

3 CHEST

Measure the chest at the fullest part placing the tape close up under the arms.

4 WAIST

Measure around the natural waistline, at the narrowest part. Leave a little extra room for comfort.

5 HIPS

Standing straight, with heels together, measure around the fullest part.

6 INSIDE LEG

In bare feet take the measurement from the top of the inside leg to the floor.

